

**National Curriculum Link:**  
**Cooking and Nutrition**

- *Understand and apply the principles of a healthy and varied diet.*
- *Cook a repertoire of predominantly savoury dishes so that they are able to feed themselves and others a healthy and varied diet.*
  - *Become a competent in a range of cooking techniques.*
- *Understand the source, seasonality and characterises of a broad range of ingredients.*

***Have a go at making your own brand new biscuits! For this Design and Technology project, I would love you to have a go at creating your very own brand new biscuits, naming them, creating a poster and even an advertisement for them. The recipe and ingredients you use will be up to you and may require some research. Below are some resources that you might find useful in the creation of your brand new biscuits.***



**Design Specification:**

Your design specification should show the main aims of your task. When you finish your product you can judge how well you have done by comparing it to your original plan. Think carefully about who your biscuit will be for, will it be for children your age, adults your parent's age or for grandparents?

**My Product Specification**

**My biscuit will be called:**

**My product has been designed and made for:**

**My biscuit is going to be (think about shape, texture and appearance, bearing in mind our target consumers' preferences):**

**The ingredients I need are:**


**To make my biscuits as similar as possible I will need to think about:**

**I will need to think about hygiene and safety by taking care to:**

**I also think it will be important to remember.**


**Design your own biscuit:**

**Every great new invention starts with the design. Below is a space for you to begin designing what you want your new biscuit to look like. Think about the shape, texture and the general appearance of your biscuit.**



Create your own biscuit poster:

In order to make sure people know about your new biscuit, you need to create a poster in order to advertise it. Think carefully about how you are going to make your poster appealing. (bright colours, catchy slogans, persuasive words) Below are some examples of biscuit posters which may give you some inspiration and a template for you to create your poster.



# ***Design & Technology Family Project***





A large, empty rectangular box with a black border, intended for the student to complete their Design & Technology Family Project.



**Create your advertisement storyboard:**

Every good new product needs an advert! You have probably seen adverts for new and existing products on TV or on YouTube. Now you are going to create one for your brand new biscuit. However, each advert starts with a storyboard which is a collection of pictures as to what your advert is going to look like. I have provided an example of what a storyboard for a toothpaste advert looks like as well as a template to create your own storyboard. After your storyboard, don't forget to film your advert!



# Design & Technology Family Project



Name: \_\_\_\_\_

1.	2.	3.
4.	5.	6.

### Guidelines and Support:

#### Recipe Links:

***Below are some recipe and method links to support:***

<https://www.bbcgoodfood.com/recipes/basic-biscuit-dough>

<https://recipes.sainsburys.co.uk/recipes/baking/easy-biscuits>

<https://www.bbcgoodfood.com/recipes/collection/easy-biscuit>

#### Advertisement Links:

***Below is a link to some Mcvitites biscuit advert:***

<https://www.youtube.com/watch?v=EggHFVnPrIk>

#### General Guidelines and further challenges:

- While I am excited to see the results of this project, please participate responsibly. Please don't visit the shops exclusively for the ingredients needed to create these biscuits. Acquire the items as part of your normal weekly shop or order them online if possible. While the continuing of your education is absolutely pivotal, the safety of you and your family is more so.
- If there are certain aspects of the project which may prove difficult (such as storyboarding for KS1 children) then please feel free to skip these parts of the work.
- To challenge yourself even further, you could try and create and decorate the packaging to your biscuits using materials you have in your home.
- You could conduct market research on biscuits by asking members of your family about what their favourite type of biscuits are or even messaging your friends if possible.
- Always ask for permission when using appliances such as the oven or the microwave and ensure that you are always supported by a responsible adult.
- If you don't have a printer, all of these resources can be completed on hand using a plain piece of paper.

I look forward to seeing and hearing about all of these wonderful new biscuits!

Mr Matthew



# ***Design & Technology Family Project***